

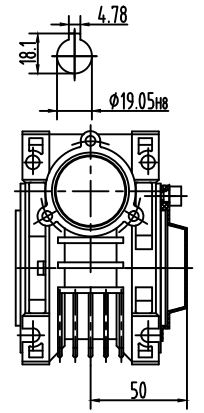
JRWND Mounting Dimensions

Motor flange mounting dimensions

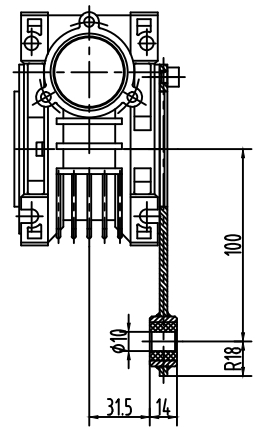
Dim	D	M	P	d	BH	BU	E	Q	The hole diameter of shaft UA										
									Ratio i										
									7.5	10	15	20	25	30	4.0	50	60	80	100
56C	114.3	149.4	165.1	10.5	18.1	4.78	6	55	15.88										

Output flange mounting dimensions

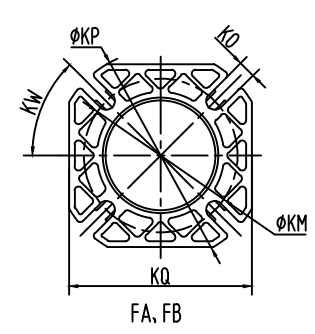
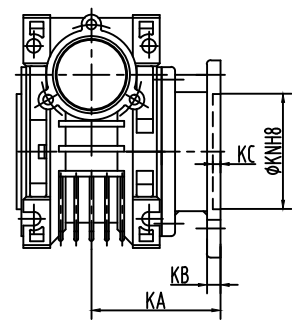
Dim	KA	KB	KC	KN	KM	KO	KP	KQ	KT	KW
FA	67	7	4	60	80	9	110	95	-	45°
FB	97	7	4	60	80	9	110	95	-	45°
FC	80	9	5	95	115	9.5	140	-	56	45°
FD	58	13	5	80	100	9	120	-	50	45°



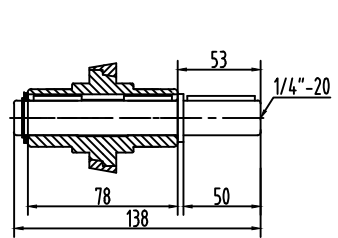
D-protective cover



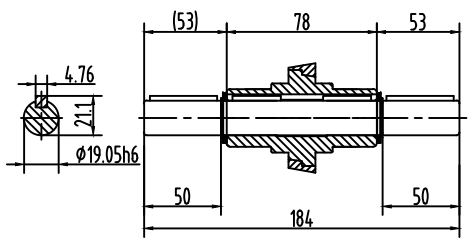
E-torque arm



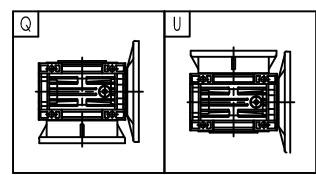
Output flange mounting dimensions



A-single output shaft



B-doubel output shaft



Worm Gear